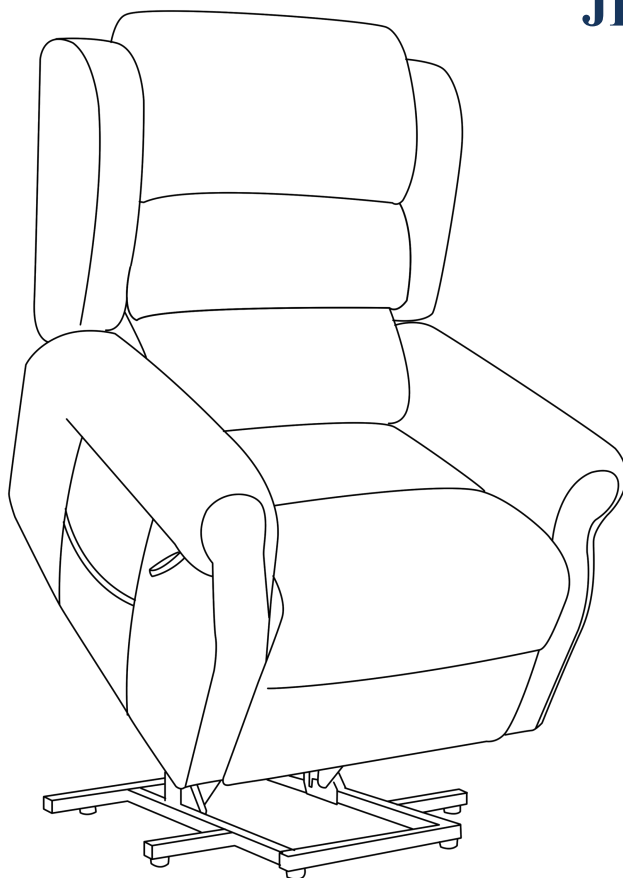


Riser Recliner Chair
JKY-9153



1 . INTRODUCTION

SAFETY

CONGRATULATIONS on purchasing your Homecare Medical Riser Recliner. The product you have purchased combines state-of-the-art components with safety, comfort and styling in mind. We are confident the design features will provide you with the conveniences you expect during your daily activities. Understanding how to safely operate and care for this product should bring you years of trouble-free operation and service.

Read and follow all instructions, warnings and notes in this manual and all other accompanying literature before attempting to operate this product for the first time. In addition, your safety depends upon you, as well as your dealer, carer or healthcare professional in using good judgement.

If there is any information in this manual which you do not understand, or if you require additional assistance for setup or operation, please contact us. Failure to follow the instructions, warnings and notes in this manual and those located on your Homecare Medical product can result in personal injury or product damage and will void the Homecare Medical product warranty.

PURCHASER' S AGREEMENT

By accepting delivery of this product, you promise that you will not change, alter or modify this product or remove or render inoperable or unsafe any guards, shields or other safety features of this product; fail, refuse or neglect to install any retrofit kits from time to time provided by Homecare Medical to enhance or preserve the safe use of this product.

INFORMATION EXCHANGE

We want to hear your questions, comments and suggestions about this manual. We would also like to hear about the safety and reliability of your new Riser Recliner and about the service you received from us. Please notify us of any change of address, so we can keep you apprised of important information about safety, new products and new options that can increase your ability to use and enjoy your Riser Recliner.

NOTE: If you ever lose or misplace your product registration card or your copy of this manual, contact us and we will be glad to send you a new one immediately.

2 . GENERAL GUIDELINES

Your Riser Recliner is a state-of-the-art life-enhancement device designed to increase mobility. Please be aware that the final selection and purchasing decision regarding the type of Riser Recliner to be used is the responsibility of you, the Riser Recliner user, if capable of making such a decision, and/ or your healthcare

(, medical doctor, allied health professional, therapist, etc .) .



MANDATORY! Read and follow the information provided in this owner' s manual before attempting to operate your Riser Recliner for the first time.

There are certain situations, including some medical conditions, where you will need to practice operating the Riser Recliner in the presence of a trained attendant. A trained attendant can be defined as a family member or healthcare professional specially trained in assisting you with performing various daily living activities while safely operating a Riser Recliner.

Below are some precautions, tips and other safety considerations that will help you become accustomed to operating the Riser Recliner in a safe manner.

MODIFICATIONS

Homecare Medical chairs are designed and engineered to provide maximum comfort and utility. However, to prevent personal injury and/ or damage to your Riser Recliner, you should not modify, add, remove or disable any feature, part or function of your Riser Recliner. Unauthorised modifications may also void your product' s warranty.

NOTE: Use Homecare Medical approved parts only for all repairs and replacements.

WEIGHT LIMITATIONS

Your Riser Recliner is rated for a maximum weight capacity. Refer to specific products.



MANDATORY! Stay within the specified weight capacity of your Riser Recliner. Failure to do so may result in injuries and/ or product damage, Homecare Medical will not be held responsible for any such issues/ failures.

PINCH/ CRUSH HAZARDS

The scissor and lift mechanisms are labelled as pinch/ crush point hazards on your Riser Recliner. Keep clear of these areas and make sure the path of motion is unobstructed. .



WARNING! Do not place objects or appendages in the path of moving parts.

DEGREE OF PROTECTION/ MODE OF OPERATION

- Class II equipment/ Type B protection against electric shock
- Degree of protection against the ingress of solid/ liquids— IPX0

ELECTROMAGNETIC AND RADIO FREQUENCY INTERFERENCE (EMI/ RFI)



WARNING! Laboratory tests have shown that electromagnetic and radio frequency waves can have an adverse affect on the performance of electrically- powered devices, such as Riser Recliners.

Electromagnetic and Radio Frequency Interference can come from sources such as cellular phones, mobile two- way radios (such as walkie- talkies) , radio stations, TV stations, amateur radio (HAM) transmitters, wireless computer links, Wifi, microwave signals, paging transmitters and medium- range mobile transceivers used by emergency vehicles. In some cases, these waves can cause unintended movement or damage to the control system of electrically- powered devices. The Riser Recliner user can help prevent electromagnetic interference by maintaining a minimum distance between portable and mobile RF communications equipment. It is recommended that at least 3 metres (9 feet) of distance be maintained between the Riser Recliner and any handheld equipment emitting 10 W or more of output power. Refer to the manufacturer' s literature for the handheld device to determine the maximum output power of that device.

Every electrically- powered device has an immunity (or resistance) to EMI. The higher the immunity level, the greater the protection against EMI. Per EMC standards, this product has passed immunity testing and is rated as a Group 1, Class B product, meaning the Riser Recliner uses RF energy only for its internal function. Therefore, its RF emissions are very low and are not likely to cause any interference in nearby electronic equipment making the Riser Recliner suitable for use in all establishments, including domestic establishments and hospitals.



WARNING! Be aware that cell phones, two- way radios, laptops and other types of radio transmitters may cause unintended movement of your electrically- powered device due to EMI. Exercise caution when using any of these items while operating your Riser Recliner.

WARNING! The addition of accessories or components to the Riser Recliner can increase the susceptibility of the chair to EMI. Do not modify your Riser Recliner.



WARNING! Your Riser Recliner itself can disturb the performance of other electrical devices located nearby, such as alarm systems.

NOTE: If unintended motion occurs, discontinue use of the Riser Recliner. Contact Homecare Medical to report the incident.

SHIPPING AND DELIVERY

Before using your Riser Recliner, make sure your delivery is complete as some components may be packaged individually. If you do not receive a complete delivery, please contact us immediately. Where damage has occurred during transport, either to the packaging or content, please contact the delivery company responsible.

MOTOR VEHICLE TRANSPORT

If you will be transporting your Riser Recliner in a motor vehicle, individual components (external transformer, etc.) should be secured. The Riser Recliner itself must also be secured (a possible hazard during vehicle braking) .

3. IMPORTANT SAFETY INSTRUCTIONS

READ ALL INSTRUCTIONS BEFORE USING .

WARNING: To reduce the risk of burns, fire, electric shock, or injury to persons:

- DANGER: To reduce the risk of electric shock, always unplug this furnishing from the electrical outlet before cleaning
- Unplug from outlet before putting on or taking off parts
- Close supervision is necessary when used by (or near) children and disabled people
- Use this furnishing only for its intended use (as described in these instructions). Do not use attachments not recommended by the manufacturer
- Never operate this furnishing if it has a damaged cord or plug, if it is not working properly, if it has been dropped/ damaged, or dropped into water
- Keep the cord away from heated surfaces
- Never drop or insert any object into any opening
- Do not use outdoors. Just for household, indoor use only
- Do not operate where aerosol (spray) products are being used, or where oxygen is being administered
- To disconnect, turn all controls to the off position, then remove plug from outlet
- WARNING: Risk of injury - keep children away from extended legrest
- WARNING: Risk of injury to persons - do not use this furnishing to support video equipment, such as televisions or computer monitors
- When not in use, it is recommended the hand control be stored securely in the pocket on the outside of the arm

SAVE THESE INSTRUCTIONS

SERVICING OF DOUBLE- INSULATED PRODUCTS:

In a double- insulated product, two systems of insulation are provided instead of grounding. No grounding means is provided on a double- insulated product, nor is a means for grounding to be added to the product. Servicing a double- insulated product requires extreme care and knowledge of the system, and is to be done only by qualified service personnel. Replacement parts for a double- insulated product must be identical to the parts they replace.

4. WARRANTY

TWO- YEAR LIMITED WARRANTY

For two (2) years from the date of purchase, Homecare Medical will repair or replace at our option to the original purchaser any of the following parts found upon examination by us to be defective in material and/ or workmanship:

- Steel Frame
- Motor
- Mechanisms

TWO - YEAR COVER MATERIAL WARRANTY

Homecare Medical guarantees to replace any cover material that is found to be faulty as a result of manufacturing defect and which has been used in accordance with our manufacturer performance ratings and care instructions . An evaluation of fabric related issues must be conducted before confirmation of warranty coverage can be verified. Homecare Medical recommends stain resistant treatment before use.

WARRANTY DURATION

Frame: 2 Years

Mechanisms: 2 Years

Electronics: 2 Years

Handset and Cable: 2 Years

Fabric: 2 Years

CONSUMER WARRANTY AGAINST DEFECTS:

Homecare Medical does not warrant against excessive or incorrect use, modification or any situation that could not be deemed as fair wear and tear. This is a back to base warranty and does not cover freight costs pertaining to the return of any items under warranty.

Homecare Medical will not warrant the safety and or correct functioning of products where any original components have been changed or modified by non- Homecare Medical approved and trained service and maintenance staff or external providers . Furthermore, safety is not guaranteed where components have been replaced with non- original Homecare Medical approved parts. If any faults are detected upon receipt of this product please contact Homecare Medical. Any faults that are detected during normal use should be reported to Homecare Medical immediately to determine if warranty conditions apply and if so, the necessary repair or replacement work to be completed.

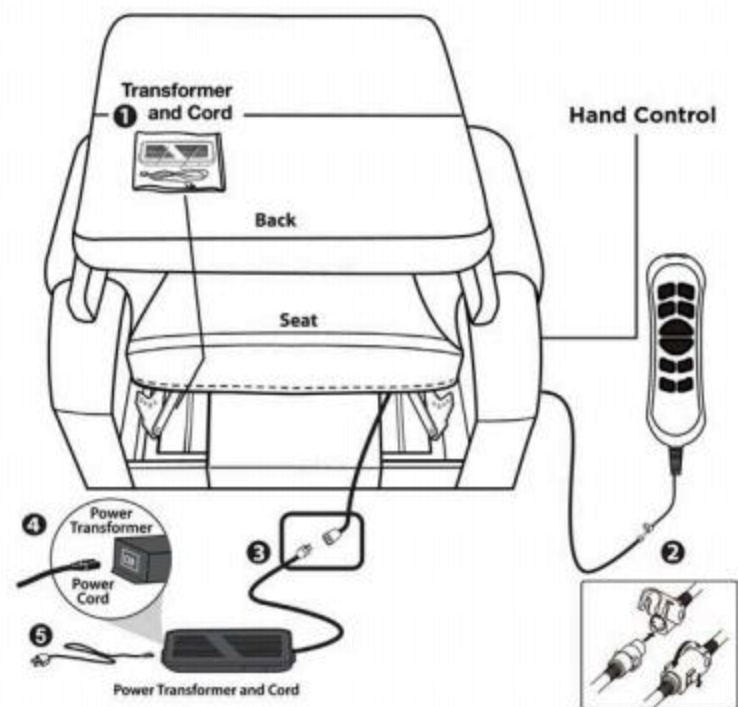
5. ASSEMBLY/DISASSEMBLY

CORD AND TRANSFORMER CONNECTIONS


Once the box has been removed from around the chair, you'll notice the back is resting on top of the seat. There are a couple of items to remove from the seat portion of the chair first.

Follow the steps below:

1. Remove the zip tie holding the plastic bag with the Power Transformer, hand control and its cord on the left
2. Remove the hand control from the plastic bag and connect it to the female plug located in the left side pocket on the outside of the chair's arm
3. Connect the Power Transformer to the plug coming from the chair
4. Connect the Power Cord into the Power Transformer
5. Connect the Power Cord into an electrical outlet, near where the chair will be positioned



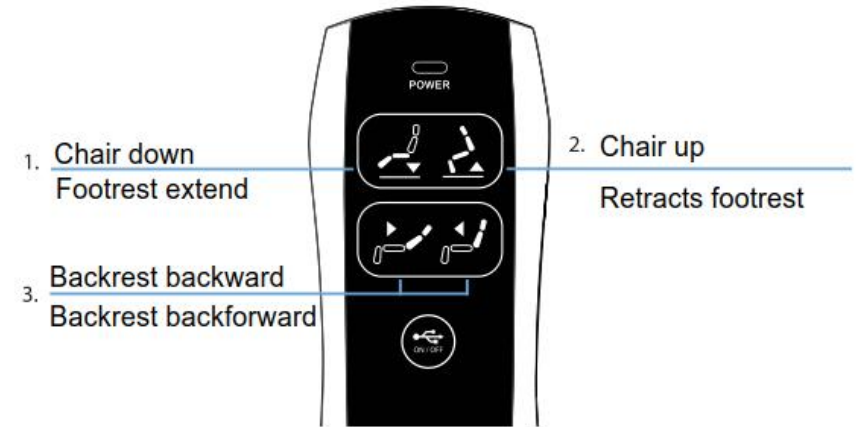
CHAIR ASSEMBLY: ATTACHING THE CHAIR BACK TO THE CHAIR BASE



CAUTION: PLEASE READ ALL INSTRUCTIONS CAREFULLY BEFORE STARTING ASSEMBLY PROCESS . IT IS RECOMMENDED TO USE TWO PEOPLE WHEN ASSEMBLING AND REMOVING THE INSIDE BACKS TO AND FROM THE BASE OF THE FURNITURE.

1. Please do not sit on the arms or extended stool section
2. Please do not use power stools as they can damage the chair
3. Please do not put any part of the chair into direct sunlight
4. Please do not place the chair near heat
5. Please clean/wipe down only with a dry cloth

OPERATING YOUR Riser Recliner



ENVIRONMENTAL PROTECTION



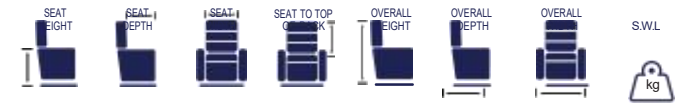
Recycle unwanted materials instead of disposing of them as waste. All tools and packaging should be sorted, taken to the local recycling centre and disposed of in an environmentally safe way.

IMPORTANT SAFETY INSTRUCTIONS

When using an electrical appliance, basic precautions should always be followed, including the following:

1. This product is for use on a 12V circuit. Make sure that the product is connected to an outlet having the same configuration as the plug.
2. Always unplug the massager from the power source after use, and before cleaning.
3. Do not reach for massager if it has fallen into water. Unplug immediately.
4. An appliance should never be left unattended when plugged in. Unplug from outlet when not in use, before putting on or taking off parts or attachments.
5. Do not use outdoors.
6. Do not carry this appliance by supplied cord as a handle.
7. Keep the cord away from heated surfaces.
8. Close supervision is necessary when this appliance is used by or near children, invalids or disabled persons.
9. This unit is not a toy. Children should not use it or play with it.
10. Do not operate where aerosol (spray) products are being used or where oxygen is being administered.
11. Do not use near eyes or other highly sensitive areas.
12. To disconnect, push "POWER" key to "OFF" place, make sure all functions stopped, then remove plug from outlet.
13. Keep cord away from heated surfaces.
14. Use this appliance only for its intended use as described in this manual. Do not use attachments not provided with the unit.

6.SPECIFICATIONS



Lift Recliner Chair	480 mm	510 mm	520 mm	630 mm	1030 mm	900 mm	840 mm	150kg
---------------------	--------	--------	--------	--------	---------	--------	--------	-------



MANDATORY! Stay within the specified weight capacity of your Riser Recliner. Exceeding the weight capacity voids Homecare Medical Riser Recliner warranty.